

ART - 9

The level 9 art activities illustrate the competencies reflective to AP art courses. This course is designed essentially to prepare and meet the competencies expected to AP art courses. Learning activities on this level concentrate on further exploring the art media, tools, techniques, execution, and the rest of issues concerning the technicalities in art.


Activities, learning environment, and the entirety of attitudes intrinsically orchestrating responsive to developing fundamental awareness of painting, its techniques, the tools, exploring possibilities and potentials, creativity, and or the harmony of the aforementioned elements to the subject of art.

Competencies in this case are in-tuned to explore and direct a concentration on a certain media, tools, techniques, and, or usher a novelty of a certain style or expression.

1st QUARTER


BREADTH: ACRYLIC / OIL PAINTING

The First Quarter, sketches the environment of the succeeding quarters towards art. The art activities are schemed in the direction of developing the right character towards the appreciation of a certain art media. Students are challenged to explore the potential of a certain medium thus, encouraging a sense of creativity, ingenuity, resourcefulness, aesthetics with scientific attitude, to surface.



SCHEDULE		TOPIC/ACTIVITIES
AUGUST	WEEK 1	Aug 9 th to 13 th <u>3 Days of Class</u> 11 - First Day / Orientation Day Opening Mass Introduction to the subject, presenting topics, establishing classroom rules, and giving of requirements. ART MATERIALS: MEDIA AND TOOLS
	WEEK 2	Aug 16 th to 20 th Teacher demonstration of basic techniques for each media
	WEEK 3	Aug 23 rd to 27 th Teacher demonstration of basic techniques for each media
	WEEK 4	Aug 30 th to 3 rd Students' presentation of exploration and discovery/ Critiquing
SEPTEMBER	WEEK 5	Sep 6 th to 10 th Students' presentation of exploration and discovery/ Critiquing
	WEEK 6	Sep 13 th to 17 th Pre-Exam Days Students' presentation of exploration and discovery/ Critiquing
	WEEK 7	Sep 20 th to 24 th <u>No Classes</u> 20-21 - Moon Festival 22-24 - Teacher's Conference Artwork continues/ DEADLINE IN THE SUBMISSION OF THE WORKS
	WEEK 8	

The Second Quarter essentially supports what have been established in the previous quarter. It is in form a continuation and a supplement to the first quarter learning competencies. Students in this case are challenged to explore further the drawing and painting media, direct concentration on a certain media and or usher a novelty of a certain style, expression or technique.



SCHEDULE		TOPIC/ACTIVITIES
OCTOBER	WEEK 1	Oct 11 th to 15 th 4 Days of Class 11 – Double 10 Holiday
	WEEK 2	Oct 18 th to 22 nd
	WEEK 3	Oct 25 th to 29 th
NOVEMBER	WEEK 4	Nov 1 st to 5 th
	WEEK 5	Nov 8 th to 12 th
	WEEK 6	Nov 15 th to 19 th
	WEEK 7	Nov 22 nd to 26 th YSC Contest
	WEEK 8	Nov 29 th to Dec 3 rd Pre-Exam Days
DECEMBER	WEEK 9	Dec 6 th to 10 th 8 - Foundation Day Celebrations
	WEEK 10	Dec 13 th to 17 th 3 Days of Class 16-17 – Q2 Exams
	WEEK 11	Dec 20 th to Jan 2 nd
		Christmas Break

3rd QUARTER

BREADTH: ASSEMBLAGE- RELIEF SCULPTURE

The Third Quarter sketches on the learner's consciousness the perception of something in more dimensional surfaces. The subject engages learners to art activities that enable them to comprehend better the different dimensions of an object, and develop a skill to utilize available materials and use it to its fullest to produce a 3-dimensional art.




SCHEDULE			TOPIC/ACTIVITIES
JANUARY	WEEK 1	Jan 4 th to 7 th 4 Days of Class 3 ~ Record Day 5 ~ Q3 Begins	Introduction to the subject, media and tools to be used in making the required (3D Relief sculpture)
	WEEK 2	Jan 10 th to 14 th	Presentation/ demonstration of the subject (relief), media, tools and techniques.
	WEEK 3	Jan 17 th to 21 st	Exploring relief art- students activity
		Jan 24 th to 28 th	Chinese New Year
FEBRUARY	WEEK 4	Jan 29 th to Feb 6 th	Exploring relief art- students activity
	WEEK 5	Feb 7 th to 11 th	Exploring relief art- students activity
	WEEK 6	Feb 14 th to 18 th	Exploring relief art- students activity
	WEEK 7	Feb 21 st to 25 th	Exploring relief art- students activity
	WEEK 8	Feb 28 th to 4 th 4 Days of Class 28 - 228 Memorial Day Holiday Mass + Pre-Exam Days	Exploring relief art- students activity
MARCH	WEEK 9	March 7 th to 11 th	Exploring relief art- students activity
	WEEK 10	March 14 th to 18 th 4 Days of Class	(1 or 2 best sculpture) DEADLINE IN THE SUBMISSION OF THE WORKS

4th QUARTER

BREADTH: ASSEMBLAGE-FREE-STANDING SCULPTURE

The Fourth Quarter engages learners to an activity that enables them to manipulate materials to form a 3-Dimensional artistic creation and that would speak their intention in a powerful, intelligent and artistic manner.



SCHEDULE			TOPIC/ACTIVITIES
MARCH	WEEK 1	March 21 st to 25 th 4 Days of Class <i>21 – Q3 Exams</i>	Introduction to the subject, media and tools to be used in making the required (free-standing 3D sculpture)
	WEEK 2	March 28 th to Apr 1 st	Presentation/ demonstration of the subject (free- standing 3-D sculpture) media, tools and techniques.
	WEEK 3	Apr 4 th to 8 th 3 Days of Class <i>4-5 ~ Tomb Sweeping holiday</i>	Working on a Free standing 3-D Sculpture using the suggested media in either a figurative or non-figurative form
		Apr 9 th to 17 th	Easter Break
APRIL	WEEK 4	Apr 18 th to 22 nd	Artwork continues
	WEEK 5	Apr 25 th to 29 th <i>Pre-Exam Days</i>	Artwork continues
	WEEK 6	May 2 nd to 6 th	Artwork continues
	WEEK 7	May 9 th to 13 th	Artwork continues
	WEEK 8	May 16 th to 20 th <i>20 – Q4 Exams</i>	Artwork continues
MAY	WEEK9	May 23 rd to 27 th <i>23 – Q4 Exams</i>	Artwork continues
	WEEK 10	May 30 th to 2 nd 4 Days at School <i>3 ~ Dragon Boat Festival</i>	Acrylic painting explored in a complexion of Modern arts (students' activity); DEADLINE IN THE SUBMISSION OF THE WORKS [two works that best that describe the artist's competence in a figurative and non-figurative form]

Prepared by:

MR. JOFIL E. COLLADO
Creative Facilitator